

Robustness Testing of Language Understanding in Task-Oriented Dialog

Jiexi Liu^{1*}, Ryuichi Takanobu^{1*}, Jiaxin Wen¹, Dazhen Wan¹,
Hongguang Li², Weiran Nie², Cheng Li², Wei Peng², Minlie Huang^{1†}

¹CoAI Group, DCST, IAI, BNRIST, Tsinghua University, Beijing, China

²Huawei Technologies, Shenzhen, China

{liujiexi19, gxly19}@mails.tsinghua.edu.cn, aihuang@tsinghua.edu.cn

Abstract

Most language understanding models in task-oriented dialog systems are trained on a small amount of annotated training data, and evaluated in a small set from the same distribution. However, these models can lead to system failure or undesirable output when being exposed to natural language perturbation or variation in practice. In this paper, we conduct comprehensive evaluation and analysis with respect to the robustness of natural language understanding models, and introduce three important aspects related to language understanding in real-world dialog systems, namely, *language variety*, *speech characteristics*, and *noise perturbation*. We propose a model-agnostic toolkit LAUG to approximate natural language perturbations for testing the robustness issues in task-oriented dialog. Four data augmentation approaches covering the three aspects are assembled in LAUG, which reveals critical robustness issues in state-of-the-art models. The augmented dataset through LAUG can be used to facilitate future research on the robustness testing of language understanding in task-oriented dialog.

1 Introduction

Recently task-oriented dialog systems have been attracting more and more research efforts (Gao et al., 2019; Zhang et al., 2020b), where understanding user utterances is a critical precursor to the success of such dialog systems. While modern neural networks have achieved state-of-the-art results on language understanding (LU) (Wang et al., 2018; Zhao and Feng, 2018; Goo et al., 2018; Liu et al., 2019; Shah et al., 2019), their robustness to changes in the input distribution is still one of the biggest challenges in practical use.

Real dialogs between human participants involve language phenomena that do not contribute so much to the intent of communication. As shown in Fig. 1, user expressions can be of high lexical and syntactic diversity when a system is deployed to users; typed texts may differ significantly from those recognized from voice speech; interaction environments may be full of chaos and even users themselves may introduce irrelevant noises such that the system can hardly get clean user input.

Unfortunately, neural LU models are vulnerable to these natural perturbations that are legitimate inputs but not observed in training data. For example, Bickmore et al. (2018) found that popular conversational assistants frequently failed to understand real health-related scenarios and were unable to deliver adequate responses on time. Although many studies have discussed the LU robustness (Ray et al., 2018; Zhu et al., 2018; Iyyer et al., 2018; Yoo et al., 2019; Ren et al., 2019; Jin et al., 2020; He et al., 2020), there is a lack of systematic studies for real-life robustness issues and corresponding benchmarks for evaluating task-oriented dialog systems.

In order to study the real-world robustness issues, we define the LU robustness from three aspects: *language variety*, *speech characteristics* and *noise perturbation*. While collecting dialogs from deployed systems could obtain realistic data distribution, it is quite costly and not scalable since a large number of conversational interactions with real users are required. Therefore, we propose an automatic method LAUG for Language understanding AUGmentation in this paper to approximate the natural perturbations to existing data. LAUG is a black-box testing toolkit on LU robustness composed of four data augmentation methods, including word perturbation, text paraphrasing, speech recognition, and speech disfluency.

We instantiate LAUG on two dialog corpora

*Equal contribution.

†Corresponding author.

Frames (El Asri et al., 2017) and MultiWOZ (Budzianowski et al., 2018) to demonstrate the toolkit’s effectiveness. Quality evaluation by annotators indicates that the utterances augmented by LAUG are reasonable and appropriate with regards to each augmentation approach’s target. A number of LU models with different categories and training paradigms are tested as base models with in-depth analysis. Experiments indicate a sharp performance decline in most baselines in terms of each robustness aspect. Real user evaluation further verifies that LAUG well reflects real-world robustness issues. Since our toolkit is model-agnostic and does not require model parameters or gradients, the augmented data can be easily obtained for both training and testing to build a robust dialog system.

Our contributions can be summarized as follows: (1) We classify the LU robustness systematically into three aspects that occur in real-world dialog, including language variety, speech characteristics and noise perturbation; (2) We propose a general and model-agnostic toolkit, *LAUG*, which is an integration of four data augmentation methods on LU that covers the three aspects. (3) We conduct an in-depth analysis of LU robustness on two dialog corpora with a variety of baselines and standardized evaluation measures. (4) Quality and user evaluation results demonstrate that the augmented data are representative of real-world noisy data, therefore can be used for future research to test the LU robustness in task-oriented dialog¹.

2 Robustness Type

We summarize several common interleaved challenges in language understanding from three aspects, as shown in Fig. 1b:

Language Variety A modern dialog system in a text form has to interact with a large variety of real users. The user utterances can be characterized by a series of linguistic phenomena with a long tail of variations in terms of spelling, vocabulary, lexical/syntactic/pragmatic choice (Ray et al., 2018; Jin et al., 2020; He et al., 2020; Zhao et al., 2019; Ganhotra et al., 2020).

Speech Characteristics The dialog system can take voice input or typed text, but these two differ in many ways. For example, written language

¹The data, toolkit, and codes are available at <https://github.com/thu-coai/LAUG>, and will be merged into <https://github.com/thu-coai/ConvLab-2> (Zhu et al., 2020).

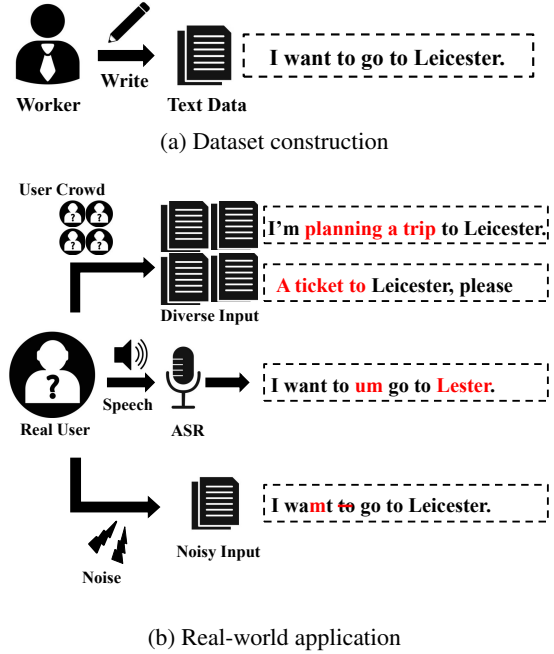


Figure 1: Difference between dialogs collected for training and those for real-world applications.

tends to be more complex and intricate with longer sentences and many subordinate clauses, whereas spoken language can contain repetitions, incomplete sentences, self-corrections and interruptions (Wang et al., 2020a; Park et al., 2019; Wang et al., 2020b; Honal and Schultz, 2003; Zhu et al., 2018).

Noise Perturbation Most dialog systems are trained only on noise-free interactions. However, there are various noises in the real world, including background noise, channel noise, misspelling, and grammar mistakes (Xu and Sarikaya, 2014; Li and Qiu, 2020; Yoo et al., 2019; Henderson et al., 2012; Ren et al., 2019).

3 LAUG: Language Understanding Augmentation

This section introduces commonly observed out-of-distribution data in real-world dialog into existing corpora. We approximate natural perturbations in an automatic way instead of collecting real data by asking users to converse with a dialog system.

To achieve our goals, we propose a toolkit *LAUG*, for black-box evaluation of LU robustness. It is an ensemble of four data augmentation approaches, including Word Perturbation (WP), Text Paraphrasing (TP), Speech Recognition (SR), and Speech Disfluency (SD). Noting that *LAUG* is model-agnostic and can be applied to any LU dataset theoretically. Each augmentation approach tests

one or two proposed aspects of robustness as Table 1 shows. The intrinsic evaluation of the chosen approaches will be given in Sec. 4.

Capacity	LV	SC	NP
Word Perturbation (WP)	✓		✓
Text Paraphrasing (TP)	✓		
Speech Recognition (SR)		✓	✓
Speech Disfluency (SD)		✓	

Table 1: The capacity that each augmentation method evaluates, including Language Variety (LV), Speech Characteristics (SC) and Noise Perturbation (NP).

Task Formulation Given the dialog context $X_t = \{x_{2t-m}, \dots, x_{2t-1}, x_{2t}\}$ at dialog turn t , where each x is an utterance and m is the size of sliding window that controls the length of utilizing dialog history, the model should recognize y_t , the dialog act (DA) of x_{2t} . Empirically, we set $m = 2$ in the experiment. Let \mathcal{U}, \mathcal{S} denote the set of user/system utterances, respectively. Then, we have $x_{2t-2i} \in \mathcal{U}$ and $x_{2t-2i-1} \in \mathcal{S}$. The task of this paper is to examine different LU models whether they can predict y_t correctly given a perturbed input \tilde{X}_t . The perturbation is only performed on user utterances.

Word Perturbation Inspired by EDA (*Easy Data Augmentation*) (Wei and Zou, 2019), we propose its semantically conditioned version, SC-EDA, which considers task-specific augmentation operations in LU. SC-EDA injects word-level perturbation into each utterance x' and updates its corresponding semantic label y' .

Original DA	I want to go to Cambridge . attraction { inform (dest = Cambridge) }
Syno.	I wishing to go to Cambridge .
Insert	I need want to go to Cambridge .
Swap	I to want go to Cambridge .
Delete	I want to go to Cambridge .
SVR	I want to go to Liverpool .
DA	attraction { inform (dest = Liverpool) }

Table 2: An SC-EDA example. Syno., Insert, Swap and Delete are four operations described in EDA, of which the dialog act is identical to the original one. SVR denotes *slot value replacement*.

Table 2 shows an example of SC-EDA. Original EDA randomly performs one of the four operations, including *synonym replacement*, *random insertion*, *random swap* and *random deletion*². Noting that, to keep the label unchanged, words related to slot

²See the EDA paper for details of each operation.

values of dialog acts are not modified in these four operations. Additionally, we design *slot value replacement*, which changes the utterance and label at the same time to test model’s generalization to **unseen entities**. Some randomly picked slot values are replaced by unseen values with the same slot name in the database or crawled from web sources. For example in Table 2, “Cambridge” is replaced by “Liverpool”, where both belong to the same slot name “dest” (destination).

Synonym replacement and *slot value replacement* aim at increasing the language variety, while *random word insertion/deletion/swap* test the robustness of noise perturbation. From another perspective, four operations from EDA perform an Invariance test, while *slot value replacement* conducts a Directional Expectation test according to CheckList (Ribeiro et al., 2020).

Text Paraphrasing The target of text paraphrasing is to generate a new utterance $x' \neq x$ while maintaining its dialog act unchanged, i.e. $y' = y$. We applied SC-GPT (Peng et al., 2020), a finetuned language model conditioned on the dialog acts, to paraphrase the sentences as data augmentation. Specifically, it characterizes the conditional probability $p_\theta(x|y) = \prod_{k=1}^K p_\theta(x_k|x_{<k}, y)$, where $x_{<k}$ denotes all the tokens before the k -th position. The model parameters θ are trained by maximizing the log-likelihood of p_θ .

DA	train * { inform (dest = Cambridge ; arrive = 20:45) }
Text	Hi, I’m looking for a train that is going to Cambridge and arriving there by 20:45, is there anything like that?
DA	train { inform (dest = Cambridge ; arrive = 20:45) }
Text	Yes, to Cambridge, and I would like to arrive by 20:45.

Table 3: A pair of examples that consider contextual resolution or not. In the second example, the user omits to claim that he wants a train in the second utterance since he has mentioned this before.

We observe that co-reference and ellipsis frequently occurs in user utterances. Therefore, we propose different encoding strategies during paraphrasing to further evaluate each model’s capacity for **context resolution**. In particular, if the user mentions a certain domain *for the first time* in a dialog, we will insert a “*” mark into the sequential dialog act y' to indicate that the user tends to express without co-references or ellipsis, as shown in Table 3. Then SC-GPT is finetuned on the processed data so that it can be aware of dialog context when generating paraphrases. As a result, we find

that the average token length of generated utterances with/without “*” is 15.96/12.67 respectively after SC-GPT’s finetuning on MultiWOZ.

It should be noted that slot values of an utterance can be paraphrased by models, resulting in a different semantic meaning y' . To prevent generating irrelevant sentences, we apply automatic value detection in paraphrases with original slot values by fuzzy matching³, and replace the detected values in bad paraphrases with original values. In addition, we filter out paraphrases that have missing or redundant information compared to the original utterance.

Speech Recognition We simulate the speech recognition (SR) process with a TTS-ASR pipeline (Park et al., 2019). First we transfer textual user utterance x to its audio form a using gTTS⁴ (Oord et al., 2016), a Text-to-Speech system. Then audio data is translated back into text x' by DeepSpeech2 (Amodei et al., 2016), an Automatic Speech Recognition (ASR) system. We directly use the released models in the DeepSpeech2 repository⁵ with the original configuration, where the speech model is trained on Baidu Internal English Dataset, and the language model is trained on CommonCrawl Data.

Type	Original	Augmented
Similar sounds	leicester	lester
Liaison	for 3 people	free people
Spoken numbers	13:45	thirteen forty five

Table 4: Examples of speech recognition perturbation.

Table 4 shows some typical examples of our SR augmentation. ASR sometimes wrongly identifies one word as another with similar pronunciation. Liaison constantly occurs between successive words. Expressions with numbers including time and price are written in numerical form but different in spoken language.

Since SR may modify the slot values in the translated utterances, fuzzy value detection is employed here to handle similar sounds and liaison problems when it extracts slot values to obtain a semantic label y' . However, we do not replace the noisy value with the original value as we encourage such misrecognition in SR, thus $y' \neq y$ is allowed. Moreover, numerical terms are normalized to deal with the spoken number problem. Most slot values could

³<https://pypi.org/project/fuzzywuzzy/>

⁴<https://pypi.org/project/gTTS/>

⁵<https://github.com/PaddlePaddle/DeepSpeech>

be relocated by our automatic value detection rules. The remainder slot values which vary too much to recognize are discarded along with their corresponding labels.

Speech Disfluency Disfluency is a common feature of spoken language. We follow the categorization of disfluency in previous works (Lickley, 1995; Wang et al., 2020b): filled pauses, repeats, restarts, and repairs.

Original	I want to go to Cambridge.
Pauses	I want to um go to uh Cambridge.
Repeats	I, I want to go to, go to Cambridge.
Restarts	I just I want to go to Cambridge.
Repairs	I want to go to Liverpool , sorry I mean Cambridge.

Table 5: Example of four types of speech disfluency.

We present some examples of SD in Table 5. Filler words (“um”, “uh”) are injected into the sentence to present pauses. Repeats are inserted by repeating the previous word. In order to approximate the real distribution of disfluency, the *interruption points* of filled pauses and repeats are predicted by a Bi-LSTM+CRF model (Zayats et al., 2016) trained on an annotated dataset SwitchBoard (Godfrey et al., 1992), which was collected from real human talks. For restarts, we insert *false start terms* (“I just”) as a prefix of the utterance to simulate self-correction. In LU task, we apply repairs on slot values to fool the models to predict wrong labels. We take the original slot value as *Repair* (“Cambridge”) and take another value with the same slot name as *Reparandum* (“Liverpool”). An *edit term* (“sorry, I mean”) is inserted between *Repair* and *Reparandum* to construct a correction. The filler words, restart terms, and edit terms and their occurrence frequency are all sampled from their distribution in SwitchBoard.

In order to keep the spans of slot values intact, each span is regarded as one whole word. No insertions are allowed to operate inside the span. Therefore, SD augmentation do not change the original semantic and labels of the utterance, i.e. $y' = y$.

4 Experimental Setup

4.1 Data Preparation

In our experiments we adopt Frames⁶ (El Asri et al., 2017) and MultiWOZ (Budzianowski et al., 2018), which are two task-oriented dialog datasets where

⁶As data division was not defined in Frames, we split the data into training/validation/test set with a ratio of 8:1:1.

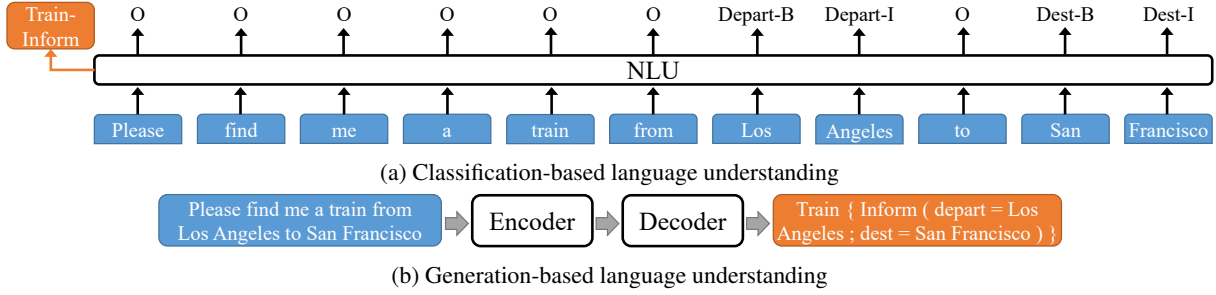


Figure 2: An illustration of two categories of language understanding models. Dialog history is first encoded as conditions (not depicted here).

semantic labels of user utterances are annotated. In particular, MultiWOZ is one of the most challenging datasets due to its multi-domain setting and complex ontology, and we conduct our experiments on the latest annotation-enhanced version MultiWOZ 2.3 (Han et al., 2020), which provides cleaned annotations of user dialog acts (i.e. semantic labels). The dialog act consists of four parts: domain, intent, slot names, and slot values. The statistics of two datasets are shown in Table 6. Following Takanobu et al. (2020), we calculate overall F1 scores as evaluation metrics due to the multi-intent setting in LU.

Datasets	Frames	MultiWOZ
# Training Dialogs	1,095	8,438
# Validation / Test Dialogs	137 / 137	1,000 / 1,000
# Domains / # Intents	2 / 12	7 / 5
Avg. # Turns per Dialog	7.60	6.85
Avg. # Tokens per Turn	11.67	13.55
Avg. # DAs per Turn	1.87	1.66

Table 6: Statistics of Frames and MultiWOZ 2.3. Only user turns \mathcal{U} are counted here.

The data are augmented with the inclusion of its copies, leading to a composite of all 4 augmentation types with equal proportion. Other setups are described in each experiment⁷.

Method	Change Rate/%			Human Annot./%	
	Char	Word	Slot	Utter.	DA
WP	17.9	16.0	36.3	95.2	97.0
TP	60.3	74.4	13.3	97.1	97.7
SR	7.9	14.5	40.8	95.1	96.7
SD	22.7	30.4	0.4	98.8	99.2

Table 7: Statistics of augmented MultiWOZ data and their results of quality annotation. Automatic metrics include change rate of characters, words and slot values. Quality evaluation includes appropriateness at utterance level (Utter.) and at dialog act level (DA).

Table 7 shows the change rates in different as-

⁷See appendix for the hyperparameter setting of LAUG.

pects by comparing our augmented utterances with the original counterparts. We could find each augmentation method has a distinct effect on the data. For instance, TP rewrites the text without changing the original meaning, thus lexical and syntactic representations dramatically change, while most slot values remain unchanged. In contrast, SR makes the lowest change rate in characters and words but modifies the most slot values due to the speech misrecognition.

4.2 Quality Evaluation

To ensure the quality of our augmented test set, we conduct human annotation on 1,000 sampled utterances in each augmented test set of MultiWOZ. We ask annotators to check whether our augmented utterances are reasonable and our auto-detected value annotations are correct (two true-or-false questions). According to the feature of each augmentation method, different evaluation protocols are used. For TP and SD, annotators check whether the meaning of utterances and dialog acts are unchanged. For WP, changing slot values is allowed due to slot value replacement, but the slot name should be the same. For SR, annotators are asked to judge on the similarity of pronunciation rather than semantics. In summary, all the high scores in Table 7 demonstrate that LAUG makes reasonable augmented examples.

4.3 Baselines

LU models roughly fall into two categories: classification-based and generation-based models. Classification based models (Hakkani-Tür et al., 2016; Goo et al., 2018) extract semantics by intent detection and slot tagging. Intent detection is commonly regarded as a multi-label classification task, and slot tagging is often treated as a sequence labeling task with *BIO format* (Ramshaw and Marcus, 1999), as shown in Fig. 2a. Generation-based mod-

Model	Train	Ori.	WP	TP	SR	SD	Avg.	Drop	Recov.
MILU	Original	74.15	71.05	69.58	61.53	65.27	66.86	-7.29	/
	Augmented	75.78	72.49	71.96	64.76	70.92	70.03	-5.75	+3.17
BERT	Original	78.82	75.92	74.57	70.31	70.31	72.78	-6.04	/
	Augmented	78.21	76.70	75.63	72.04	77.34	75.43	-2.78	+2.65
ToD-BERT	Original	80.61	77.30	76.19	70.88	71.94	74.08	-6.53	/
	Augmented	80.37	77.32	77.26	72.54	79.04	76.54	-3.83	+2.46
CopyNet	Original	67.84	63.90	61.41	56.11	59.26	60.17	-7.67	/
	Augmented	69.35	67.10	65.90	60.98	67.71	65.42	-3.93	+5.25
GPT-2	Original	78.78	74.96	72.85	69.00	69.19	71.50	-7.28	/
	Augmented	79.15	75.25	73.86	71.37	74.19	73.67	-5.48	+2.17

(a) Frames

Model	Train	Ori.	WP	TP	SR	SD	Avg.	Drop	Recov.
MILU	Original	91.33	88.26	87.20	77.98	83.67	84.28	-7.05	/
	Augmented	91.39	90.01	88.04	86.97	89.54	88.64	-2.75	+4.36
BERT	Original	93.40	90.96	88.51	82.35	85.98	86.95	-6.45	/
	Augmented	93.32	92.23	89.45	89.86	92.71	91.06	-2.26	+4.11
ToD-BERT	Original	93.28	91.27	88.95	81.16	87.18	87.14	-6.14	/
	Augmented	93.29	92.40	89.71	90.06	92.85	91.26	-2.03	+4.12
CopyNet	Original	90.97	85.25	87.40	71.06	77.66	80.34	-10.63	/
	Augmented	90.49	89.19	89.53	85.69	89.83	88.56	-1.93	+8.22
GPT-2	Original	91.53	85.35	88.23	80.74	84.33	84.66	-6.87	/
	Augmented	91.59	90.26	89.92	86.55	90.55	89.32	-2.27	+4.66

(b) MultiWOZ

Table 8: Robustness test results. Ori. stands for the original test set, WP, TP, SR, SD for 4 augmented test sets and Avg. for the average performance on 4 augmented test sets. The additional data in augmented training set has the same utterance amount as the original training set and is composed of 4 types of augmented data with equal proportion. Drop shows the performance decline between Avg. and Ori. while Recov. denotes the performance recovery of Avg. between training on augmented/original data (e.g., 88.64%-84.28% for MILU on MultiWOZ).

els (Liu and Lane, 2016; Zhao and Feng, 2018) generate a dialog act containing intent and slot values. They treat LU as a sequence-to-sequence problem and transform a dialog act into a sequential structure as shown in Fig. 2b. Five base models with different categories are used in the experiments, as shown in Table 9.

Model	Cls.	Gen.	PLM
MILU (Hakkani-Tür et al., 2016)	✓		
BERT (Devlin et al., 2019)	✓		✓
ToD-BERT (Wu et al., 2020)	✓		✓
CopyNet (Gu et al., 2016)		✓	
GPT-2 (Radford et al., 2019)		✓	✓

Table 9: Features of base models. Cls./Gen. denotes classification/generation-based models. PLM stands for pre-trained language models.

To support a multi-intent setting in classification-based models, we decouple the LU process as follows: first perform domain classification and intent detection, then concatenate two special tokens which indicate the detected domain and intent (e.g. *[restaurant][inform]*) at the beginning of the input sequence, and last encode the new sequence to predict slot tags. In this way, the model can address *overlapping slot values* when values are shared in

different dialog acts.

5 Evaluation Results

5.1 Main Results

We conduct robustness testing on all three capacities for five base models using four augmentation methods in LAUG. All baselines are first trained on the original datasets, then finetuned on the augmented datasets. Overall F1-measure performance on Frames and MultiWOZ is shown in Table 8. All experiments are conducted over 5 runs, and averaged results are reported.

Robustness for each capacity can be measured by performance drops on the corresponding augmented test sets. All models achieve some performance recovery on augmented test sets after trained on the augmented data, while keeping a comparable result on the original test set. This indicates the effectiveness of LAUG in improving the model’s robustness.

We observe that pre-trained models outperform non-pre-trained ones on both original and augmented test sets. Classification-based models have better performance and are more robust than generation-based models. ToD-BERT, the state-

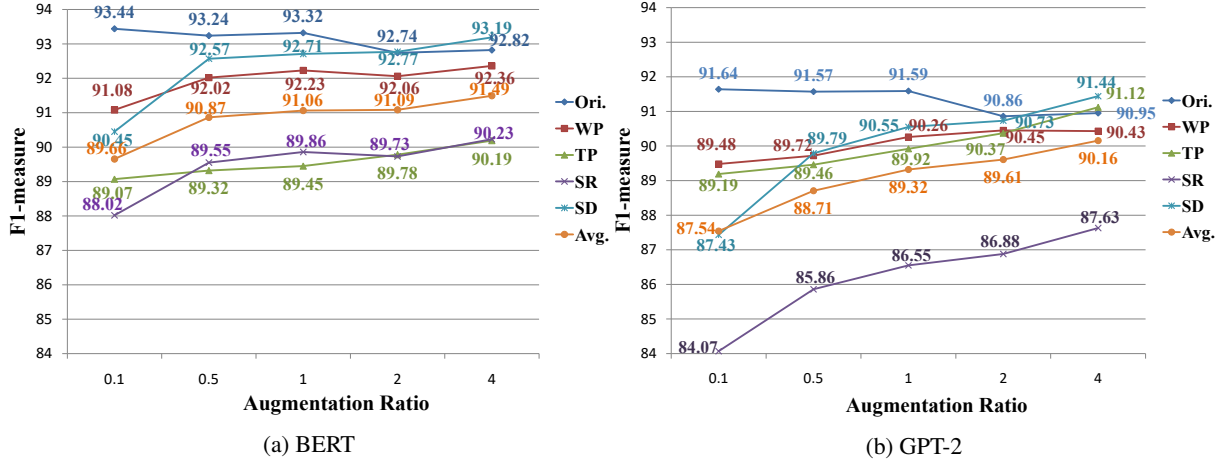


Figure 3: Performance on MultiWOZ with different ratios of augmented training data amount to the original one. The total amount of training data varies but they are always composed of 4 types of augmented data with even proportion. Different test sets are shown with different colored lines.

of-the-art model which was further pre-trained on task-oriented dialog data, has comparable performance with BERT. With most augmentation methods, ToD-BERT shows slightly better robustness than BERT.

Since the data volume of Frames is far less than that of MultiWOZ, the performance improvement of pre-trained models on Frames is larger than that on MultiWOZ. Due to the same reason, augmented training data benefits the non-pre-trained models performance of on Ori. test set more remarkably in Frames where data is not sufficient.

Among the four augmentation methods, SR has the largest impact on the models' performance, and SD comes the second. The dramatic performance drop when testing on SR and SD data indicates that robustness for speech characteristics may be the most challenging issue.

Fig. 3 shows how the performance of BERT and GPT-2 changes on MultiWOZ when the ratio of augmented training data to the original data varies from 0.1 to 4.0. F1 scores on augmented test sets increase when there are more augmented data for training. The performance of BERT on augmented test sets is improved when augmentation ratio is less than 0.5 but becomes almost unchanged after 0.5 while GPT-2 keeps increasing stably. This result shows the different characteristics between classification-based models and generation-based models when finetuned with augmented data.

5.2 Ablation Study

Between augmentation approaches In order to study the influence of each augmentation approach

in LAUG, we test the performance changes when one augmentation approach is removed from constructing augmented training data. Results on MultiWOZ are shown in Table 10.

Train	Ori.	WP	TP	SR	SD	Avg.
Aug.	91.39	90.01	88.04	86.97	89.54	88.64
-WP	91.29	88.42	88.43	86.98	89.20	88.26
-TP	91.55	90.15	87.81	86.82	89.42	88.55
-SR	91.23	90.13	88.30	77.90	89.51	86.46
-SD	91.56	90.24	88.60	86.78	83.96	87.40
Ori.	91.33	88.26	87.20	77.98	83.67	84.28

(a) MILU

Train	Ori.	WP	TP	SR	SD	Avg.
Aug.	93.32	92.23	89.45	89.86	92.71	91.06
-WP	93.23	90.94	89.42	89.93	92.82	90.78
-TP	93.08	92.24	88.62	89.80	92.62	90.82
-SR	93.43	92.30	89.50	83.48	93.07	89.59
-SD	93.11	92.15	89.44	90.00	85.22	89.20
Ori.	93.40	90.96	88.51	82.35	85.98	86.95

(b) BERT

Table 10: Ablation study between augmentation approaches for two models on MultiWOZ. Highlighted numbers denote the most sharp decline for each augmented test set.

Large performance decline on each augmented test set is observed when the corresponding augmentation approach is removed in constructing training data. The performance after removing an augmentation method is comparable to the one without augmented training data. Only slight changes are observed without other approaches. These results indicate that our four augmentation approaches are relatively orthogonal.

Within augmentation approach Our implementation of WP and SD consist of several func-

tional components. Ablation experiments here show how much performance is affected by each component in augmented test sets.

Test	MILU	Diff.	BERT	Diff.
WP	88.26	/	90.96	/
-Syno.	88.90	0.64	91.27	0.48
-Insert	88.90	0.64	91.30	0.51
-Delete	88.97	0.71	91.20	0.41
-Swap	89.15	0.89	91.33	0.54
-Slot	89.45	1.19	91.30	0.51
Ori.	91.33	3.05	93.40	2.61

(a) Word Perturbation

Test	MILU	Diff.	BERT	Diff.
SD	83.67	/	85.98	/
-Repair	89.47	5.80	91.05	5.07
-Pause	85.21	1.54	88.06	2.08
-Restart	84.03	0.36	86.22	0.24
-Repeat	83.64	-0.03	85.68	-0.30
Ori.	91.33	7.66	93.40	7.42

(b) Speech Disfluency

Table 11: Ablation study within two augmentation approaches. Models are trained on original training set. Highlight stands for the component with the most influence on model performance.

Original EDA consists of four functions as described in Table 2. Performance differences (Diff.) can reflect the influences of those components in Table 11a. The additional function of our SC-EDA is slot value replacement. We can also observe an increase in performance when it is removed, especially for MILU. This implies a lack of LU robustness in detecting unseen entities.

Table 11b shows the results of ablation study on SD. Among the four types of disfluencies described in Table 5, *repairs* has the largest impact on models’ performance. The performance is also affected by *pauses* but to a less extent. The influences of *repeats* and *restarts* are small, which indicates that neural models are robust to handle these two problems.

5.3 User Evaluation

In order to test whether the data automatically augmented by LAUG can reflect and alleviate practical robustness problems, we conduct a real user evaluation. We collected 240 speech utterances from real humans as follows: First, we sampled 120 combinations of DA from the test set of MultiWOZ. Given a combination, each user was asked to speak two utterances with different expressions, in their own language habits. Then the audio signals were recognized into text using DeepSpeech2, thereby

constructing a new test set in real scenarios⁸. Results on this real test set are shown in Table 12.

Model	Train	Ori.	Avg.	Real
MILU	Original	91.33	84.28	63.55
	Augmented	91.39	88.64	66.77
BERT	Original	93.40	86.95	65.22
	Augmented	93.32	91.06	69.12

Table 12: User evaluation results on MultiWOZ. Ori. and Avg. have the same meaning as the ones in Table 8, and Real is the real user evaluation set.

The performance on the real test set is substantially lower than that on Ori. and Avg., indicating that real user evaluation is much more challenging. This is because multiple robustness issues may be included in one real case, while each augmentation method in LAUG evaluates them separately. Despite the difference, model performance on the real data is remarkably improved after every model is finetuned on the augmented data, verifying that LAUG effectively enhances the model’s real-world robustness.

5.4 Error Analysis

Error Type	BERT Ori.		BERT Aug.	
	Num	%	Num	%
Language Variety	21	43.8	20	45.5
Speech Characteristics	14	29.2	11	25.0
Noise Perturbation	12	25.0	10	22.7
Others	14	29.2	14	31.8
Multiple Issues	12	25.0	11	25.0

Table 13: Error analysis of BERT in user evaluation.

Table 13 investigates which error type the model has made on the real test set by manually checking all the error outputs of BERT Ori. “Others” are the error cases which are not caused by robustness issues, for example, because of the model’s poor performance. It can be observed that the model seriously suffers to LU robustness (over 70%), and that almost half of the error is due to Language Variety. We find that this is because there are more diverse expressions in real user evaluation than in the original data. After augmented training, we can observe that the number of error cases of Speech Characteristics and Noise Perturbation is relatively decreased. This shows that BERT Aug. can solve these two kinds of problems better. Noting that the sum of four percentages is over 100% since 25% error cases involve multiple robustness issues.

⁸See appendix for details on real data collection.

This again demonstrates that real user evaluation is more challenging than the original test set⁹.

6 Related Work

Robustness in LU has always been a challenge in task-oriented dialog. Several studies have investigated the model’s sensitivity to the collected data distribution, in order to prevent models from overfitting to the training data and improve robustness in the real world. Kang et al. (2018) collected dialogs with templates and paraphrased with crowd-sourcing to achieve high coverage and diversity in training data. Dinan et al. (2019) proposed a training schema that involves human in the loop in dialog systems to enhance the model’s defense against human attack in an iterative way. Ganhotra et al. (2020) injected natural perturbation into the dialog history manually to refine over-controlled data generated through crowd-sourcing. All these methods require laborious human intervention. This paper aims to provide an automatic way to test the LU robustness in task-oriented dialog.

Various textual adversarial attacks (Zhang et al., 2020a) have been proposed and received increasing attentions these years to measure the robustness of a victim model. Most attack methods perform white-box attacks (Papernot et al., 2016; Li et al., 2019; Ebrahimi et al., 2018) based on the model’s internal structure or gradient signals. Even some black-box attack models are not purely “black-box”, which require the prediction scores (classification probabilities) of the victim model (Jin et al., 2020; Ren et al., 2019; Alzantot et al., 2018). However, all these methods address random perturbation but do not consider linguistic phenomena to evaluate the real-life generalization of LU models.

While data augmentation can be an efficient method to address data sparsity, it can improve the generalization abilities and measure the model robustness as well (Eshghi et al., 2017). Paraphrasing that rewrites the utterances in dialog has been used to get diverse representation and thus enhancing robustness (Ray et al., 2018; Zhao et al., 2019; Iyyer et al., 2018). Word-level operations (Kolomiyets et al., 2011; Li and Qiu, 2020; Wei and Zou, 2019) including replacement, insertion, and deletion were also proposed to increase language variety. Other studies (Shah et al., 2019; Xu and Sarikaya, 2014) worked on the out-of-vocabulary problem when facing unseen user expression. Some other research

focused on building robust spoken language understanding (Zhu et al., 2018; Henderson et al., 2012; Huang and Chen, 2019) from audio signals beyond text transcripts. Simulating ASR errors (Schatzmann et al., 2007; Park et al., 2019; Wang et al., 2020a) and speaker disfluency (Wang et al., 2020b; Qader et al., 2018) can be promising solutions to enhance robustness to voice input when only textual data are provided. As most work tackles LU robustness from only one perspective, we present a comprehensive study to reveal three critical issues in this paper, and shed light on a thorough robustness evaluation of LU in dialog systems.

7 Conclusion and Discussion

In this paper, we present a systematic robustness evaluation of language understanding (LU) in task-oriented dialog from three aspects: *language variety*, *speech characteristics*, and *noise perturbation*. Accordingly, we develop four data augmentation methods to approximate these language phenomena. In-depth experiments and analysis are conducted on MultiWOZ and Frames, with both classification- and generation-based LU models. The performance drop of all models on augmented test data indicates that these robustness issues are challenging and critical, while pre-trained models are relatively more robust to LU. Ablation studies are carried out to show the effect and orthogonality of each augmentation approach. We also conduct a real user evaluation and verifies that our augmentation methods can reflect and help alleviate real robustness problems.

Existing and future dialog models can be evaluated in terms of robustness with our toolkit and data, as our augmentation model does not depend on any particular LU models. Moreover, our proposed robustness evaluation scheme is extensible. In addition to the four approaches in LAUG, more methods to evaluate LU robustness can be considered in the future.

Acknowledgments

This work was partly supported by the NSFC projects (Key project with No. 61936010 and regular project with No. 61876096). This work was also supported by the Guoqiang Institute of Tsinghua University, with Grant No. 2019GQG1 and 2020GQG0005. We would like to thank colleagues from HUAWEI for their constant support and valuable discussion.

⁹See appendix for case study.

References

- Moustafa Alzantot, Yash Sharma, Ahmed Elgohary, Bo-Jhang Ho, Mani Srivastava, and Kai-Wei Chang. 2018. Generating natural language adversarial examples. In *Proceedings of the 2018 Conference on Empirical Methods in Natural Language Processing*, pages 2890–2896.
- Dario Amodei, Sundaram Ananthanarayanan, Rishita Anubhai, Jingliang Bai, Eric Battenberg, Carl Case, Jared Casper, Bryan Catanzaro, Qiang Cheng, Guoliang Chen, et al. 2016. Deep speech 2: End-to-end speech recognition in english and mandarin. In *International conference on machine learning*, pages 173–182.
- Timothy W Bickmore, Ha Trinh, Stefan Olafsson, Teresa K O’Leary, Reza Asadi, Nathaniel M Rickles, and Ricardo Cruz. 2018. Patient and consumer safety risks when using conversational assistants for medical information: an observational study of siri, alexa, and google assistant. *Journal of medical Internet research*, 20(9):e11510.
- Paweł Budzianowski, Tsung-Hsien Wen, Bo-Hsiang Tseng, Iñigo Casanueva, Stefan Ultes, Osman Ramadan, and Milica Gasic. 2018. Multiwoz-a large-scale multi-domain wizard-of-oz dataset for task-oriented dialogue modelling. In *Proceedings of the 2018 Conference on Empirical Methods in Natural Language Processing*, pages 5016–5026.
- Jacob Devlin, Ming-Wei Chang, Kenton Lee, and Kristina Toutanova. 2019. Bert: Pre-training of deep bidirectional transformers for language understanding. In *Proceedings of the 2019 Conference of the North American Chapter of the Association for Computational Linguistics: Human Language Technologies, Volume 1 (Long and Short Papers)*, pages 4171–4186.
- Emily Dinan, Samuel Humeau, Bharath Chintagunta, and Jason Weston. 2019. Build it break it fix it for dialogue safety: Robustness from adversarial human attack. In *Proceedings of the 2019 Conference on Empirical Methods in Natural Language Processing and the 9th International Joint Conference on Natural Language Processing (EMNLP-IJCNLP)*, pages 4529–4538.
- Javid Ebrahimi, Anyi Rao, Daniel Lowd, and Dejing Dou. 2018. Hotflip: White-box adversarial examples for text classification. In *Proceedings of the 56th Annual Meeting of the Association for Computational Linguistics (Volume 2: Short Papers)*, pages 31–36.
- Layla El Asri, Hannes Schulz, Shikhar Kr Sarma, Jeremie Zumer, Justin Harris, Emery Fine, Rahul Mehrotra, and Kaheer Suleman. 2017. Frames: a corpus for adding memory to goal-oriented dialogue systems. In *Proceedings of the 18th Annual SIGdial Meeting on Discourse and Dialogue*, pages 207–219.
- Arash Eshghi, Igor Shalymov, and Oliver Lemon. 2017. Bootstrapping incremental dialogue systems from minimal data: the generalisation power of dialogue grammars. In *Proceedings of the 2017 Conference on Empirical Methods in Natural Language Processing*, pages 2220–2230.
- Jatin Ganhotra, Robert C Moore, Sachindra Joshi, and Kahini Wadhawan. 2020. Effects of naturalistic variation in goal-oriented dialog. In *Proceedings of the 2020 Conference on Empirical Methods in Natural Language Processing: Findings*, pages 4013–4020.
- Jianfeng Gao, Michel Galley, and Lihong Li. 2019. Neural approaches to conversational ai. *Foundations and Trends® in Information Retrieval*, 13(2-3):127–298.
- John J Godfrey, Edward C Holliman, and Jane McDaniel. 1992. Switchboard: Telephone speech corpus for research and development. In *Acoustics, Speech, and Signal Processing, IEEE International Conference on*, volume 1, pages 517–520. IEEE Computer Society.
- Chih-Wen Goo, Guang Gao, Yun-Kai Hsu, Chih-Li Huo, Tsung-Chieh Chen, Keng-Wei Hsu, and Yun-Nung Chen. 2018. Slot-gated modeling for joint slot filling and intent prediction. In *Proceedings of the 2018 Conference of the North American Chapter of the Association for Computational Linguistics: Human Language Technologies, Volume 2 (Short Papers)*, pages 753–757.
- Jiatao Gu, Zhengdong Lu, Hang Li, and Victor OK Li. 2016. Incorporating copying mechanism in sequence-to-sequence learning. In *Proceedings of the 54th Annual Meeting of the Association for Computational Linguistics (Volume 1: Long Papers)*, pages 1631–1640.
- Dilek Hakkani-Tür, Gokhan Tur, Asli Celikyilmaz, Yun-Nung Chen, Jianfeng Gao, Li Deng, and Ye-Yi Wang. 2016. Multi-domain joint semantic frame parsing using bi-directional rnn-lstm. *Interspeech 2016*, pages 715–719.
- Ting Han, Ximing Liu, Ryuichi Takanobu, Yixin Lian, Chongxuan Huang, Wei Peng, and Minlie Huang. 2020. Multiwoz 2.3: A multi-domain task-oriented dataset enhanced with annotation corrections and co-reference annotation. *arXiv preprint arXiv:2010.05594*.
- Keqing He, Yuanmeng Yan, and XU Weiran. 2020. Learning to tag oov tokens by integrating contextual representation and background knowledge. In *Proceedings of the 58th Annual Meeting of the Association for Computational Linguistics*, pages 619–624.
- Matthew Henderson, Milica Gašić, Blaise Thomson, Pirros Tsiakoulis, Kai Yu, and Steve Young. 2012. Discriminative spoken language understanding using word confusion networks. In *2012 IEEE Spoken Language Technology Workshop (SLT)*, pages 176–181. IEEE.

- Matthias Honal and Tanja Schultz. 2003. Correction of disfluencies in spontaneous speech using a noisy-channel approach. In *Eighth European Conference on Speech Communication and Technology*, pages 2781–2784.
- Chao-Wei Huang and Yun-Nung Chen. 2019. Adapting pretrained transformer to lattices for spoken language understanding. In *2019 IEEE Automatic Speech Recognition and Understanding Workshop (ASRU)*, pages 845–852. IEEE.
- Mohit Iyyer, John Wieting, Kevin Gimpel, and Luke Zettlemoyer. 2018. Adversarial example generation with syntactically controlled paraphrase networks. In *Proceedings of the 2018 Conference of the North American Chapter of the Association for Computational Linguistics: Human Language Technologies, Volume 1 (Long Papers)*, pages 1875–1885.
- Di Jin, Zhijing Jin, Joey Tianyi Zhou, and Peter Szolovits. 2020. Is bert really robust? a strong baseline for natural language attack on text classification and entailment. In *Proceedings of the AAAI conference on artificial intelligence*, volume 34, pages 8018–8025.
- Yiping Kang, Yunqi Zhang, Jonathan K Kummerfeld, Lingjia Tang, and Jason Mars. 2018. Data collection for dialogue system: A startup perspective. In *Proceedings of the 2018 Conference of the North American Chapter of the Association for Computational Linguistics: Human Language Technologies, Volume 3 (Industry Papers)*, pages 33–40.
- Oleksandr Kolomiyets, Steven Bethard, and Marie-Francine Moens. 2011. Model-portability experiments for textual temporal analysis. In *Proceedings of the 49th annual meeting of the association for computational linguistics: human language technologies*, volume 2, pages 271–276.
- Sungjin Lee, Qi Zhu, Ryuichi Takanobu, Zheng Zhang, Yaoqin Zhang, Xiang Li, Jinchao Li, Baolin Peng, Xiujuan Li, Minlie Huang, et al. 2019. Conylab: Multi-domain end-to-end dialog system platform. In *Proceedings of the 57th Annual Meeting of the Association for Computational Linguistics: System Demonstrations*, pages 64–69.
- Jinfeng Li, Shouling Ji, Tianyu Du, Bo Li, and Ting Wang. 2019. Textbugger: Generating adversarial text against real-world applications. In *26th Annual Network and Distributed System Security Symposium*.
- Linyang Li and Xipeng Qiu. 2020. Textat: Adversarial training for natural language understanding with token-level perturbation. *arXiv preprint arXiv:2004.14543*.
- Robin J Lickley. 1995. Missing disfluencies. In *Proceedings of the international congress of phonetic sciences*, volume 4, pages 192–195.
- Bing Liu and Ian Lane. 2016. Attention-based recurrent neural network models for joint intent detection and slot filling. *Interspeech 2016*, pages 685–689.
- Yijin Liu, Fandong Meng, Jinchao Zhang, Jie Zhou, Yufeng Chen, and Jinan Xu. 2019. Cm-net: A novel collaborative memory network for spoken language understanding. In *Proceedings of the 2019 Conference on Empirical Methods in Natural Language Processing and the 9th International Joint Conference on Natural Language Processing (EMNLP-IJCNLP)*, pages 1050–1059.
- Aaron van den Oord, Sander Dieleman, Heiga Zen, Karen Simonyan, Oriol Vinyals, Alex Graves, Nal Kalchbrenner, Andrew Senior, and Koray Kavukcuoglu. 2016. Wavenet: A generative model for raw audio. *arXiv preprint arXiv:1609.03499*.
- Nicolas Papernot, Patrick McDaniel, Ananthram Swami, and Richard Harang. 2016. Crafting adversarial input sequences for recurrent neural networks. In *MILCOM 2016-2016 IEEE Military Communications Conference*, pages 49–54. IEEE.
- Daniel S Park, William Chan, Yu Zhang, Chung-Cheng Chiu, Barret Zoph, Ekin D Cubuk, and Quoc V Le. 2019. Specaugment: A simple data augmentation method for automatic speech recognition. *Interspeech 2019*, pages 2613–2617.
- Baolin Peng, Chenguang Zhu, Chunyuan Li, Xiujuan Li, Jinchao Li, Michael Zeng, and Jianfeng Gao. 2020. Few-shot natural language generation for task-oriented dialog. In *Proceedings of the 2020 Conference on Empirical Methods in Natural Language Processing: Findings*, pages 172–182.
- Raheel Qader, Gwénolé Lecorvé, Damien Lolive, and Pascale Sébillot. 2018. Disfluency insertion for spontaneous tts: Formalization and proof of concept. In *International Conference on Statistical Language and Speech Processing*, pages 32–44. Springer.
- Alec Radford, Jeffrey Wu, Rewon Child, David Luan, Dario Amodei, and Ilya Sutskever. 2019. Language models are unsupervised multitask learners. *OpenAI Blog*, 1(8):9.
- Lance A Ramshaw and Mitchell P Marcus. 1999. Text chunking using transformation-based learning. In *Natural language processing using very large corpora*, pages 157–176. Springer.
- Avik Ray, Yilin Shen, and Hongxia Jin. 2018. Robust spoken language understanding via paraphrasing. *Interspeech 2018*, pages 3454–3458.
- Shuhuai Ren, Yihe Deng, Kun He, and Wanxiang Che. 2019. Generating natural language adversarial examples through probability weighted word saliency. In *Proceedings of the 57th annual meeting of the association for computational linguistics*, pages 1085–1097.

- Marco Tulio Ribeiro, Tongshuang Wu, Carlos Guestrin, and Sameer Singh. 2020. Beyond accuracy: Behavioral testing of nlp models with checklist. In *Proceedings of the 58th Annual Meeting of the Association for Computational Linguistics*, pages 4902–4912.
- Jost Schatzmann, Blaise Thomson, and Steve Young. 2007. Error simulation for training statistical dialogue systems. In *2007 IEEE Workshop on Automatic Speech Recognition & Understanding (ASRU)*, pages 526–531. IEEE.
- Darsh Shah, Raghav Gupta, Amir Fayazi, and Dilek Hakkani-Tur. 2019. Robust zero-shot cross-domain slot filling with example values. In *Proceedings of the 57th Annual Meeting of the Association for Computational Linguistics*, pages 5484–5490.
- Ryuichi Takanobu, Qi Zhu, Jinchao Li, Baolin Peng, Jianfeng Gao, and Minlie Huang. 2020. Is your goal-oriented dialog model performing really well? empirical analysis of system-wise evaluation. In *Proceedings of the 21th Annual Meeting of the Special Interest Group on Discourse and Dialogue*, pages 297–310.
- Longshaokan Wang, Maryam Fazel-Zarandi, Aditya Tiwari, Spyros Matsoukas, and Lazaros Polymenakos. 2020a. Data augmentation for training dialog models robust to speech recognition errors. In *Proceedings of the 2nd Workshop on Natural Language Processing for Conversational AI*, pages 63–70.
- Shaolei Wang, Wangxiang Che, Qi Liu, Pengda Qin, Ting Liu, and William Yang Wang. 2020b. Multi-task self-supervised learning for disfluency detection. In *Proceedings of the AAAI Conference on Artificial Intelligence*, volume 34, pages 9193–9200.
- Yu Wang, Yilin Shen, and Hongxia Jin. 2018. A bi-model based rnn semantic frame parsing model for intent detection and slot filling. In *Proceedings of the 2018 Conference of the North American Chapter of the Association for Computational Linguistics: Human Language Technologies, Volume 2 (Short Papers)*, pages 309–314.
- Jason Wei and Kai Zou. 2019. Eda: Easy data augmentation techniques for boosting performance on text classification tasks. In *Proceedings of the 2019 Conference on Empirical Methods in Natural Language Processing and the 9th International Joint Conference on Natural Language Processing (EMNLP-IJCNLP)*, pages 6383–6389.
- Chien-Sheng Wu, Steven CH Hoi, Richard Socher, and Caiming Xiong. 2020. Tod-bert: Pre-trained natural language understanding for task-oriented dialogue. In *Proceedings of the 2020 Conference on Empirical Methods in Natural Language Processing (EMNLP)*, pages 917–929.
- Puyang Xu and Ruhi Sarikaya. 2014. Targeted feature dropout for robust slot filling in natural language understanding. In *Interspeech 2014*, pages 258–262.
- Kang Min Yoo, Youhyun Shin, and Sang-goo Lee. 2019. Data augmentation for spoken language understanding via joint variational generation. In *Proceedings of the AAAI conference on artificial intelligence*, volume 33, pages 7402–7409.
- Vicky Zayats, Mari Ostendorf, and Hannaneh Hajishirzi. 2016. Disfluency detection using a bidirectional lstm. *Interspeech 2016*, pages 2523–2527.
- Wei Emma Zhang, Quan Z Sheng, Ahoud Alhazmi, and Chenliang Li. 2020a. Adversarial attacks on deep-learning models in natural language processing: A survey. *ACM Transactions on Intelligent Systems and Technology (TIST)*, 11(3):1–41.
- Zheng Zhang, Ryuichi Takanobu, Qi Zhu, Minlie Huang, and Xiaoyan Zhu. 2020b. Recent advances and challenges in task-oriented dialog systems. *Science China Technological Sciences*, pages 1–17.
- Lin Zhao and Zhe Feng. 2018. Improving slot filling in spoken language understanding with joint pointer and attention. In *Proceedings of the 56th Annual Meeting of the Association for Computational Linguistics (Volume 2: Short Papers)*, pages 426–431.
- Zijian Zhao, Su Zhu, and Kai Yu. 2019. Data augmentation with atomic templates for spoken language understanding. In *Proceedings of the 2019 Conference on Empirical Methods in Natural Language Processing and the 9th International Joint Conference on Natural Language Processing (EMNLP-IJCNLP)*, pages 3628–3634.
- Qi Zhu, Zheng Zhang, Yan Fang, Xiang Li, Ryuichi Takanobu, Jinchao Li, Baolin Peng, Jianfeng Gao, Xiaoyan Zhu, and Minlie Huang. 2020. Convlab-2: An open-source toolkit for building, evaluating, and diagnosing dialogue systems. In *Proceedings of the 58th Annual Meeting of the Association for Computational Linguistics: System Demonstrations*, pages 142–149.
- Su Zhu, Ouyu Lan, and Kai Yu. 2018. Robust spoken language understanding with unsupervised asr-error adaptation. In *2018 IEEE International Conference on Acoustics, Speech and Signal Processing (ICASSP)*, pages 6179–6183. IEEE.

A Experimental Setup

A.1 Hyperparameters

As for hyperparameters in LAUG, we set the ratio of perturbation number to text length $\alpha = n/l = 0.1$ in EDA. The learning rate used to finetune SC-GPT in TP is $1e-4$, the number of training epoch is 5, and the beam size during inference is 5. In SR, the beam size of the language model in DeepSpeech2 is set to 50. The learning rate of Bi-LSTM+CRF in SD is $1e-3$. The threshold of fuzzy matching in automatic value detection is set to 0.9 in TP and 0.7 in SR.

For hyperparameters of base models. The learning rate is set to $1e-4$ for BERT, $1e-5$ for GPT2, and $1e-3$ for MILU and CopyNet. The beam-size of GPT2 and CopyNet is 5 during the decoding step.

A.2 Real Data Collection

Among the 120 sampled DA combinations, each combination contains 1 to 3 DAs. Users can organize the DAs in any order provided that they describe DAs with the correct meaning so as to imitate **diverse** user expressions in real scenarios. Users are also asked to keep **natural** in both intonation and expression, and communication noise caused by users in speech and language is included during collection. The audios are recorded by users’ PCs under their **real** environmental noises. We use the same settings of DeepSpeech2 in SR to recognize the collected audios. After automatic span detection (also the same as SR’s) are applied, we conduct human check and annotation to ensure the quality of labels.

B Evaluation Results

B.1 Prediction Schemes

Model	Train	Scheme	Ori.	Avg.	Drop
MILU	Ori.	coupled	85.52	82.91	-2.61
		decoupled	91.33	84.28	-7.05
	Aug.	coupled	90.00	88.15	-1.85
		decoupled	91.39	88.64	-2.75
BERT	Ori.	coupled	88.94	80.33	-8.61
		decoupled	93.40	86.95	-6.45
	Aug.	coupled	88.84	88.63	-0.21
		decoupled	93.32	91.06	-2.26

Table 14: Robustness on different schemes on MultiWOZ. The coupled scheme predicts dialog acts with a joint tagging scheme; the decoupled scheme first detects domains and intents, then recognizes the slot tags.

In this section, we study the influence of training/prediction schemes on LU robustness. As described in Sec. 4.3 of the main paper, the process of classification-based LU models is decoupled into two steps to handle multiple labels: one for domain/intent classification and the other for slot tagging. Another strategy is to use the cartesian product of all the components of dialog acts, which yields a joint tagging scheme as presented in ConvLab (Lee et al., 2019). To give an intuitive illustration, the slot tag of the token “Los” becomes “Train-Inform-Depart-B” in the example described in Fig. 2 of the main paper. The classification-based models can predict the dialog acts within a single step in this way.

Table 14 shows that MILU and BERT gain from the decoupled scheme on the original test set. This indicates that the decoupled scheme decreases the model complexity by decomposing the output space. Interestingly, there is no consistency between two models in terms of robustness. MILU via the coupled scheme behaves more robustly than the decoupled counterpart (-2.61 vs. -7.05), while BERT with the decoupled scheme outperforms its coupled version in robustness (-6.45 vs. -8.61). Meanwhile, BERT benefits from the decoupled scheme and still achieves 86.95% accuracy, but BERT training with the coupled scheme seems more susceptible. In addition, both MILU and BERT recover more performance by the proposed decoupled scheme. All these results demonstrate the superiority of the decoupled scheme in classification-based LU models.

B.2 Case Study

In Table 15, we present some examples of augmented utterances in MultiWOZ. In terms of model performance, MILU, BERT and GPT-2 perform well on WP and TP in the example while CopyNet misses some dialog acts. For the SR utterance, only BERT obtains all the correct labels. MILU and Copynet both fail to find the changed value spans “lester” and “thirteen forty five”. Copynet’s copy mechanism is fully confused by recognition error and even predicts discontinuous slot values. GPT-2 successfully finds the non-numerical time but misses “lester”. In the SD utterance, the repair term fools all the models. Overall, in this example, BERT performs quite well while MILU and CopyNet expose some of their defects in robustness.

Table 16 shows some examples from real user

Ori.	I'm leaving from Leicester and should arrive in Cambridge by 13:45.
Golden	train { inform (dest = cambridge ; arrive = 13:45 ; depart = leicester) }
WP	I'm leaving from Leicester and {in} _{swap} arrive {should} _{swap} Cambridge by {06:54} _{replace} .
Golden	train { inform (dest = cambridge ; arrive = 06:54 ; depart = leicester) }
MILU	train { inform (dest = cambridge ; arrive = 06:54 ; depart = leicester) }
BERT	train { inform (dest = cambridge ; arrive = 06:54 ; depart = leicester) }
Copy	train { inform (dest = cambridge ; depart = leicester) }
GPT-2	train { inform (dest = cambridge ; arrive = 06:54 ; depart = leicester) }
TP	Departing from Leicester and going to Cambridge. I need to arrive by 13:45.
Golden	train { inform (dest = cambridge ; arrive = 13:45 ; depart = leicester) }
MILU	train { inform (dest = cambridge ; arrive = 13:45 ; depart = leicester) }
BERT	train { inform (dest = cambridge ; arrive = 13:45 ; depart = leicester) }
Copy	train { inform (arrive = 13:45 ; depart = leicester) }
GPT-2	train { inform (dest = cambridge ; arrive = 13:45 ; depart = leicester) }
SR	I'm leaving from {lester} _{similar} and should arrive in Cambridge by {thirteen forty five} _{spoken} .
Golden	train { inform (dest = cambridge ; arrive = thirteen forty five ; depart = lester) }
MILU	train { inform (dest = cambridge) }
BERT	train { inform (dest = cambridge ; arrive = thirteen forty five ; depart = lester) }
Copy	train { inform (dest = cambridge forty ; depart = lester) }
GPT-2	train { inform (dest = cambridge ; arrive = thirteen forty five) }
SD	{Well, you know,} _{restart} I'm leaving from Leicester and should arrive in {King's College sorry, i mean} _{repair} Cambridge by 13:45.
Golden	train { inform (dest = cambridge ; arrive = 13:45 ; depart = leicester) }
MILU	train { inform (dest = king ; arrive = 13:45 ; depart = leicester) }
BERT	train { inform (dest = king 's college ; arrive = 13:45 ; depart = leicester) }
Copy	train { inform (arrive = 13:45 ; depart = leicester) }
GPT-2	train { inform (dest = king 's college ; arrive = 13:45 ; depart = leicester) }

Table 15: Augmented examples and corresponding model outputs. All models are trained on the original data only. Wrong values are colored in blue.

Case-1	The train from Cambridge arrives at seventeen o'clock.
Golden	train { inform (dest = Cambridge ; arrive = seventeen o'clock) }
MILU Ori.	train { inform (dest = Cambridge) }
MILU Aug.	train { inform (dest = Cambridge ; arrive = seventeen o'clock) }
BERT Ori.	train { inform (dest = Cambridge ; arrive = seventeen) }
BERT Aug.	train { inform (dest = Cambridge ; arrive = seventeen o'clock) }
Case-2	A ticket departs from Cambridge and arrives at Bishops Stortford the police.
Golden	train { inform (depart = Cambridge ; dest= Bishops Stortford) }
MILU Ori.	train { inform (depart = Cambridge ; dest= Bishops Stortford ; dest= police) }
MILU Aug.	train { inform (depart = Cambridge ; dest= Bishops Stortford) }
BERT Ori.	train { inform (depart = Cambridge ; dest= Bishops Stortford) }
BERT Aug.	train { inform (depart = Cambridge ; dest= Bishops Stortford) }
Case-3	How much should I pay for the train ticket?
Golden	train { request (ticket = ?) }
MILU Ori.	None
MILU Aug.	train { request (ticket = ?) }
BERT Ori.	None
BERT Aug.	None

Table 16: User evaluation examples and corresponding model outputs. Ori. and Aug. stand for model before/after augmented training.

evaluation. In case-1, the user says “seventeen o'clock” while time is always represented in numeric formats (e.g. “17:00”) in the dataset, which is a typical Speech Characteristics problem. Case-2 could be regarded as a Speech Characteristics or Noise Perturbation case because “please” is wrongly recognized as “police” by ASR models. Case-3 is an example of Language Variety, the user expresses the request of getting ticket price in a

different way comparing to the dataset. MILU and BERT failed in most of these cases but fixed some error after augmented training.